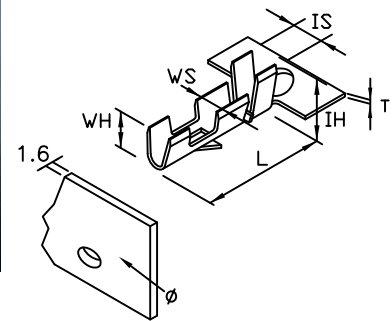



DIP TYPE SERIES

unit:mm

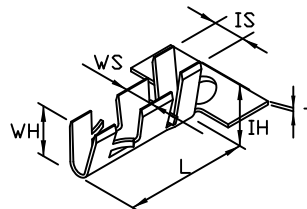


D10
D121

P.C.B LAYOUT
C/W:CRIMPING WIDTH

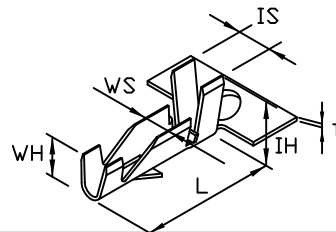
PART/NO.	WIRE RANGE	T	L	WS	WH	IS	IH	P.C.B(φ)	C/W	P.C.B(T)	MATERIAL	FINISH
D10	AWG#24-28	0.15	5.8	1.5	1.3	2.4	2.4	φ1.0	0.8	1.2-1.6	BRASS	Tin-plated
D121	AWG#24-28	0.2	6.8	1.2	1.4	2.3	1.9	φ1.2	1.0			

D262
D1831
D161



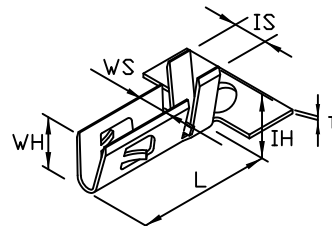
PART/NO.	WIRE RANGE	T	L	WS	WH	IS	IH	P.C.B(φ)	C/W	P.C.B(T)	MATERIAL	FINISH
D262 D262-P	AWG#24-28	0.2	6.1	2.7	3.0	5.0	5.0	φ2.6	2.2	1.6	BRASS PHOSPHOR	Tin-plated
D1831 D262-P	AWG#24-28	0.2	6.0	2.3	2.3	3.8	3.4	φ1.8	1.55	1.2-1.6	BRASS PHOSPHOR	
D161 D161-P	AWG#24-28	0.2	6.0	2.3	2.1	4.8	3.4	φ1.6	1.4	1.6	BRASS PHOSPHOR	

D182(Low)
D185(High)



PART/NO.	WIRE RANGE	T	L	WS	WH	IS	IH	P.C.B(φ)	C/W	P.C.B(T)	MATERIAL	FINISH
D182(Low)	AWG#18-22	0.2	7.0	2.0	1.9	4.4	4.2	φ1.8	1.55	1.2-1.6	BRASS	Tin-plated
D185(High)	AWG#18-22	0.2	7.0	2.9	2.6	5.7	4.6	φ1.8	1.55			

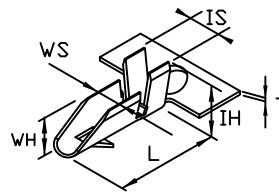
D1831A
D161A
D262A



PART/NO.	WIRE RANGE	T	L	WS	WH	IS	IH	P.C.B(φ)	C/W	P.C.B(T)	MATERIAL	FINISH
D1831A D1831A-P	AWG#18-24	0.2	6.0	2.3	2.3	3.8	3.4	φ1.8	1.55	1.6	BRASS PHOSPHOR	Tin-plated
D161A	AWG#22-26	0.2	6.0	2.3	2.1	4.8	3.4	φ1.6	1.4	1.6	BRASS	
D262A D262A-P	AWG#18-20	0.2	6.1	2.7	3.0	5.0	5.0	φ2.6	2.2	1.6	BRASS PHOSPHOR	

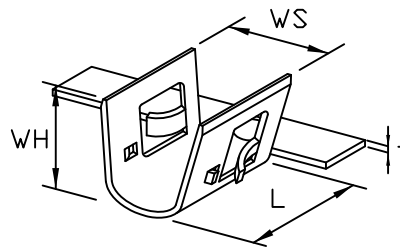
DIP TYPE SERIES

unit:mm



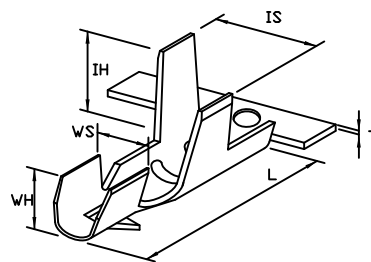
D184

PART/NO.	WIRE RANGE	T	L	WS	WH	IS	IH	P.C.B(φ)	C/W	P.C.B(⟨)	MATERIAL	FINISH
D184	AWG#18-22	-	5.75	2.1	2.3	4.3	4.0	1.8	1.55	1.2-1.6	BRASS	Tin-plated



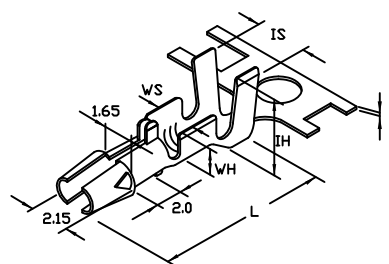
D32

PART/NO.	WIRE RANGE	T	L	WS	WH	IS	IH	P.C.B(φ)	C/W	P.C.B(⟨)	MATERIAL	FINISH
D32-P	AWG#18-22	0.3	5.7	5.6	4.4	4.3	4.0	3.2	1.55	1.6	PHOSPHOR	Tin-plated



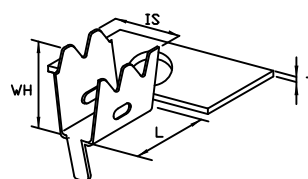
D321

PART/NO.	WIRE RANGE	T	L	WS	WH	IS	IH	P.C.B(φ)	C/W	P.C.B(⟨)	MATERIAL	FINISH
D321-P	AWG#18 2C-6C	0.25	14.3	5.4	5.0	10.0	8.4	3.2	2.5	1.2-1.6	PHOSPHOR	Tin-plated



D180
D181
D186

PART/NO.	WIRE RANGE	T	L	WS	WH	IS	IH	P.C.B(φ)	C/W	P.C.B(⟨)	MATERIAL	FINISH
D180	AWG#20-26	0.25	10.4	2.0	1.9	3.4	3.3	φ1.8	1.55	1.6	BRASS	Tin-plated
D181	AWG#18-22	0.25	10.4	2.2	2.3	3.6	3.8	φ1.8	1.55			
D186	AWG#16-20	0.25	10.4	2.7	3.0	5.0	5.3	φ1.8	1.55			

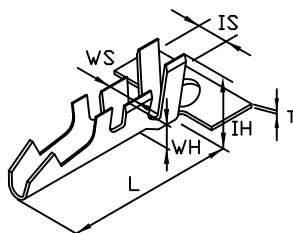


8811

PART/NO.	WIRE RANGE	T	L	WS	WH	IS	IH	P.C.B(φ)	C/W	P.C.B(⟨)	MATERIAL	FINISH
8811	AWG#18 2C-6C	-	14.3	5.4	5.0	10.0	8.4	3.2	2.5	1.6	BRASS	Tin-plated

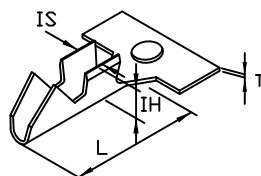
DIP TYPE SERIES

unit:mm



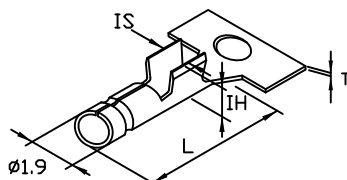
D122

PART/NO.	WIRE RANGE	T	L	WS	WH	IS	IH	P.C.B(φ)	C/W	P.C.B(T)	MATERIAL	FINISH
D122	AWG#18-22	-	5.75	2.1	2.3	4.3	4.0	1.8	1.55	1.2-1.6	BRASS	Tin-plated



1133

PART/NO.	WIRE RANGE	T	L	IS	IH	P.C.B(φ)	C/W	P.C.B(T)	MATERIAL	FINISH
1133	AWG#18-22	0.2	4.2	1.5	0.97	1.8	1.55	1.2-1.6	BRASS	TIN-plated



E019

PART/NO.	WIRE RANGE	T	L	IS	IH	P.C.B(φ)	C/W	P.C.B(T)	MATERIAL	FINISH
E019	AWG#18-22	0.15	6.2	2.0	1.6	1.8	1.55	1.2-1.6	BRASS	TIN-plated